

CD-25GV-50, CD-25G-50-PRO SPECIFICATIONS

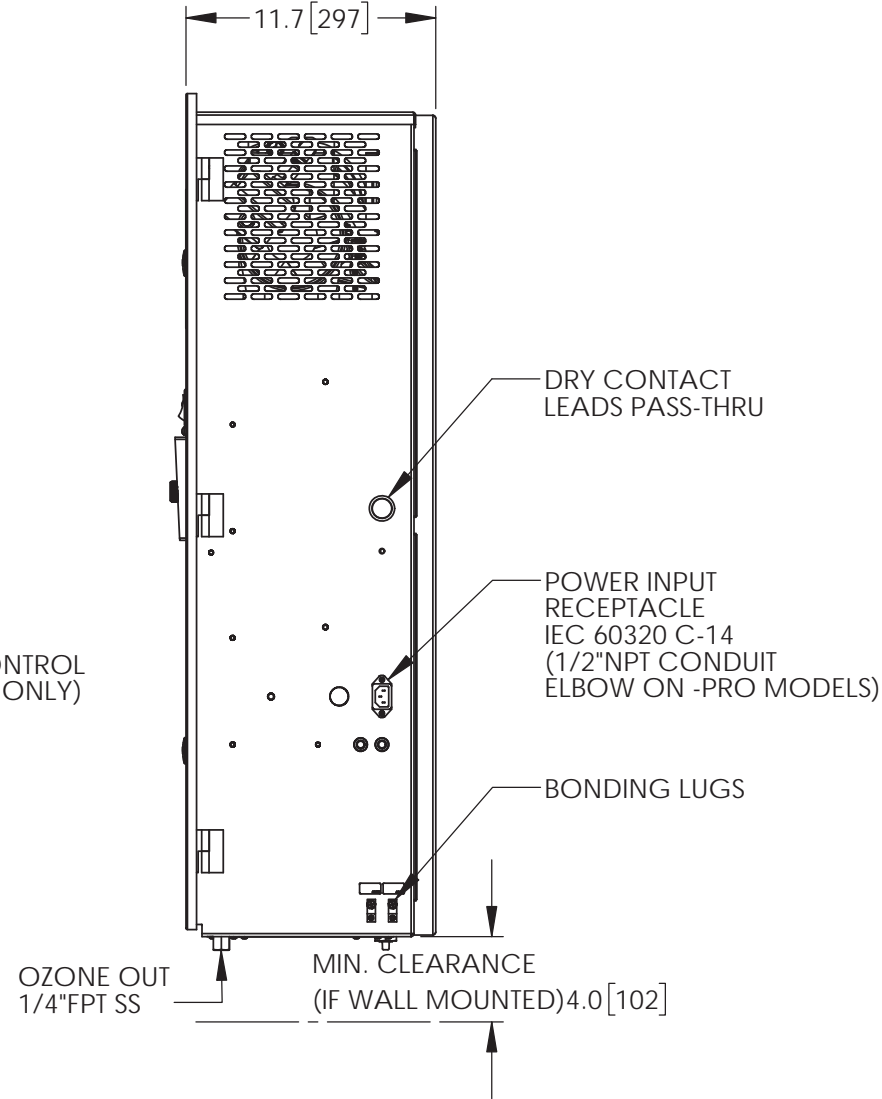
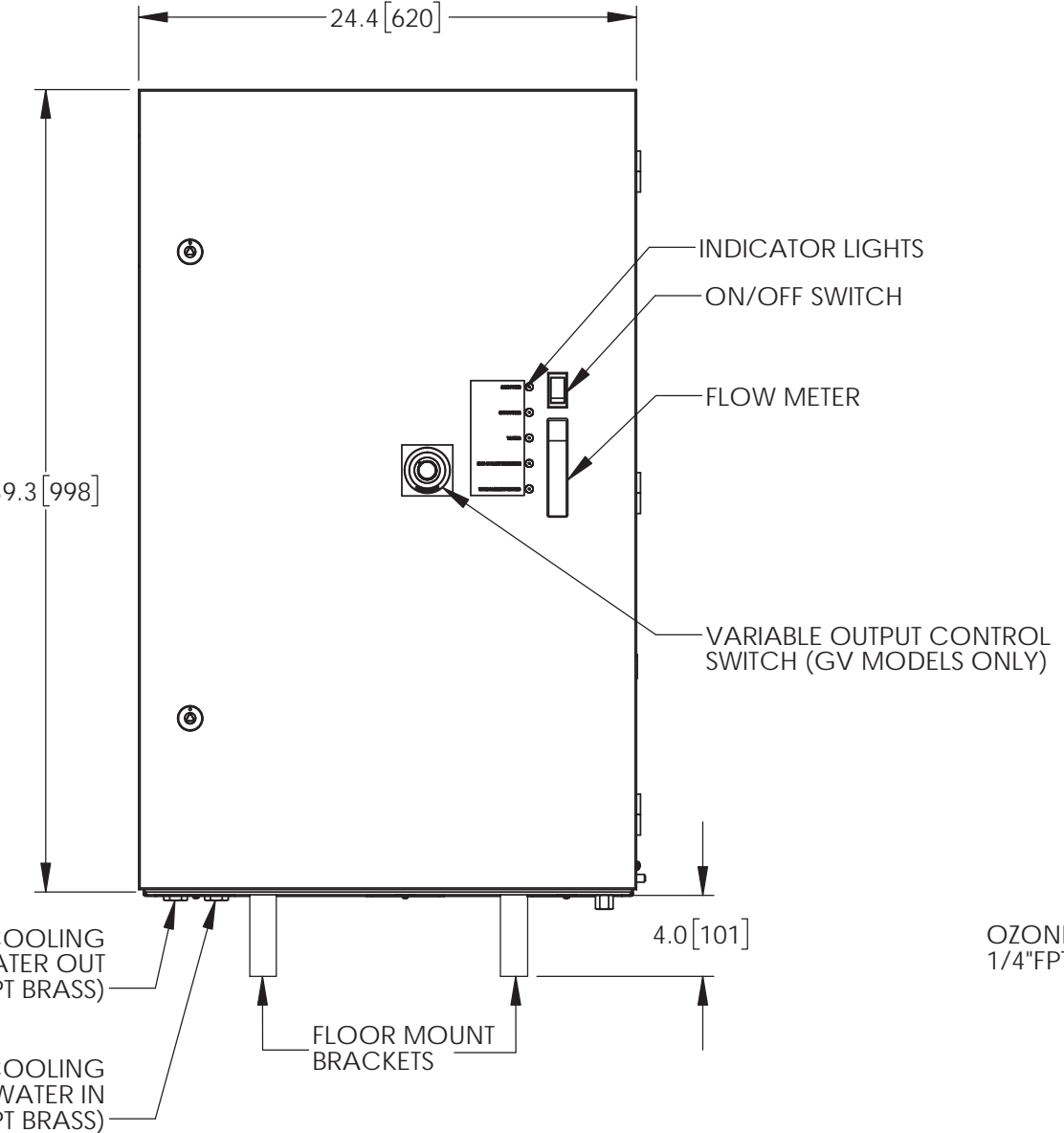
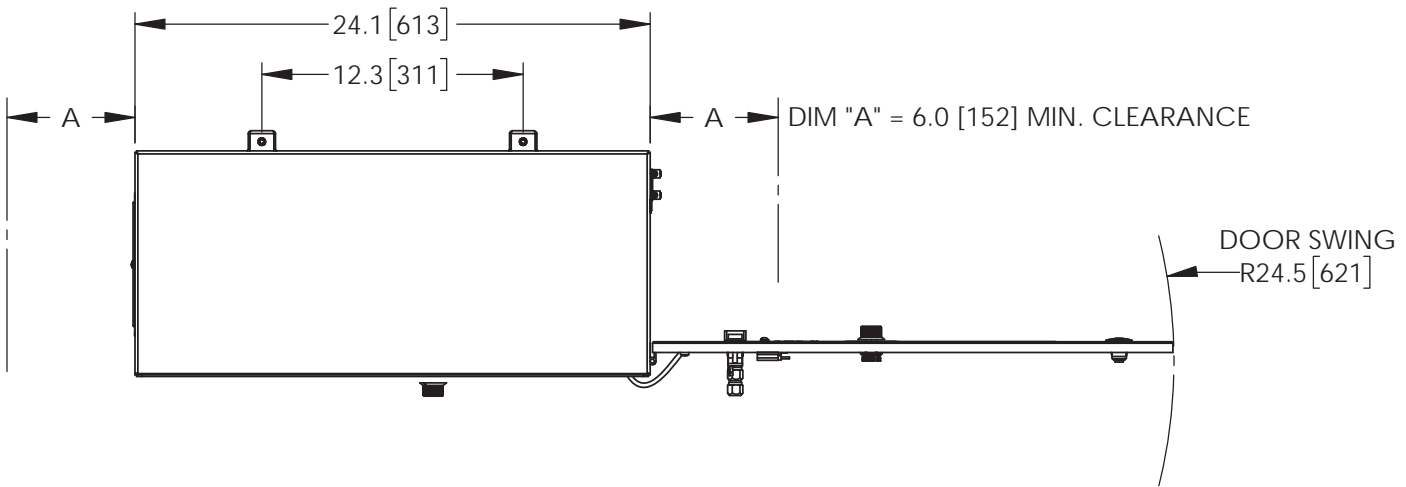
- OZONE OUTPUT (+/-10%).....25 g/hr
- FLOW RATE (max).....17 scfh (8.0 lpm)
- CONCENTRATION.....3.0-4.0 %
- POWER REQUIREMENTS.....230 VAC, 50Hz, 1Ø, 5 Amp
- COOLING WATER
 - FLOW.....0.1 gpm (0.4 lpm)
 - INLET TEMPERATURE**.....50°F – 90°F (10°C – 32°C)
 - INLET PRESSURE.....15 – 40 psi (100 – 270 kPa)
- HEAT REJECTION..... 2189 BTU/hr (1.3 kW)
- WEIGHT..... 150 lb (70 kg)
- LOCATION REQUIREMENTS***
 - MOUNTING..... FLOOR OR WALL MOUNT IN A CLEAN, PROTECTED AREA USING BRACKETS PROVIDED.
 - AMBIENT TEMPERATURE... 40°F - 100°F (5°C – 38°C)
 - VENTILATION..... 6 AIR CHANGES PER HOUR (MIN)

** POTABLE WATER MAY BE USED FOR COOLING. GENERATOR EFFICIENCY AND LIFE WILL BE IMPROVED WITH WATER INLET TEMPERATURES OF 80°F OR LESS.

*** PROTECTION FROM WEATHER MUST BE PROVIDED FOR OUTDOOR INSTALLATIONS. OPERATING OUTSIDE OF THE RECOMMENDED TEMPERATURE RANGES MAY RESULT IN DAMAGE NOT COVERED UNDER THE MANUFACTURER'S WARRANTY.

FEATURES

- PROTECTION FROM
 - LOSS OF VACUUM
 - WATER BACKFLOW
- OZONE CELL THERML PROTECTION
- ALL CIRCUITS FUSE PROTECTED
- OUTPUT CONTROL:
 - GV MODELS..... MAX-HIGH-MID-LOW; SWITCH ON FRONT PANEL
 - PRO MODELS..... 0-100%; 4-20mA FROM EXTERNAL CONTROLLER
- SELF REGULATED HIGH VOLTAGE, HIGH FREQUENCY OZONE POWER SUPPLY
- OXYGEN PREPARATION
 - OXYGEN OUTPUT..... 20 CFH @ 8 PSIG (MAX)
 - DEWPOINT..... -73°C
 - OXYGEN PURITY..... 90% +/-5%
 - SOUND LEVEL..... 55 DBA @ 1 METER, OPEN FIELD
 - RESPONSE TIME..... 2 MIN. FROM INITIAL STARTUP OR EXTENDED SHUTDOWN TO ATTAIN MAXIMUM PURITY
 - COMPRESSOR..... INCLUDED (INTERNAL)
- POWDERCOATED STEEL ENCLOSURE



ALL DIMENSIONS IN INCHES [MM]

TOLERANCES:
 .X ± .1
 .XX ± .02
 .XXX ± .010

ANGLES ± 1°

| | |
|--|--------------|
| APPROVALS: | DATE: |
| DRAWN: JBELL | 10/07/2014 |
| ENGR. APPR: Digitally signed by T.MCNEIL DN: cn=T.MCNEIL, o, ou, email=tmcneil@delozone.com, c=US Date: 2017.07.25 10:10:04 -07'00' | |
| CHECKED: | |
| Q.A. APPR: | |

PROPERTY OF DEL OZONE
 THIS DOCUMENT AND THE DATA DISCLOSED HEREIN IS PROPRIETARY. IT IS NOT TO BE REPRODUCED, USED, OR OTHERWISE DISCLOSED IN WHOLE, OR IN PART, TO ANYONE, WITHOUT WRITTEN CONSENT FROM DEL OZONE.



INTERPRET DRAWING PER ANSI Y14.5-1994
 SCALE: 1:9
 DO NOT SCALE DRAWING

| | |
|---|-------------------------|
| TITLE: SPECIFICATION DRAWING CD-25GV-50 | |
| DWG. NO: 4-1317-01 | REV. SHEET: D 1 OF 1 |

| ZONE | REV. | DESCRIPTION | ECN | DATE |
|------|------|---------------------------------------|------|------------|
| D | | UPDATE TO REMOVE 5-PIN CONNECTOR | 5872 | 07/11/2017 |
| C | | UPDATE SPEC SHEETS FOR PRO MODELS | 5365 | 10/07/2014 |
| ALL | B | COMPLETE REVISION FOR IMPROVED DESIGN | 4675 | 2/21/2011 |

D
C
B
A
B FORMAT REV A