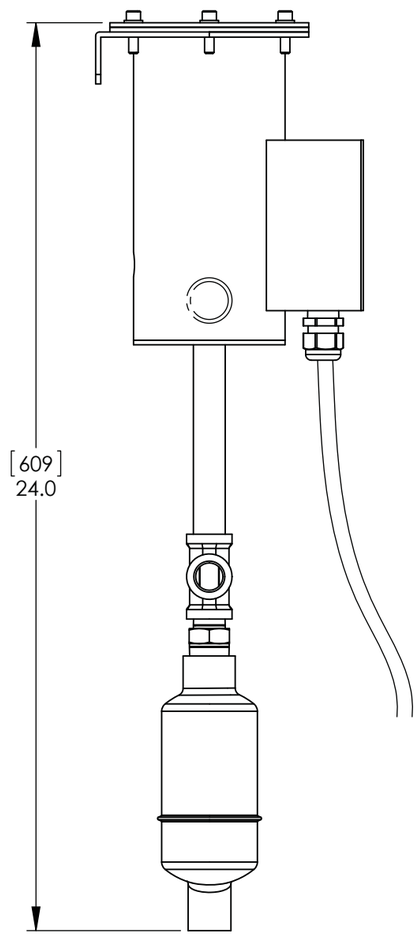

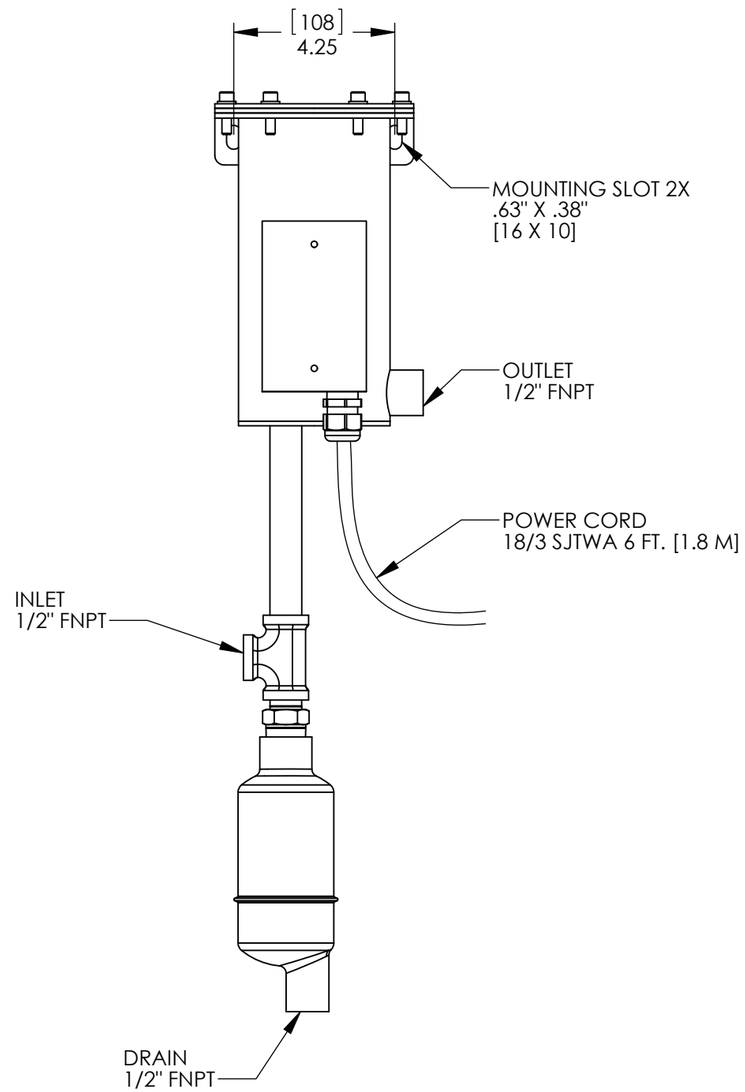

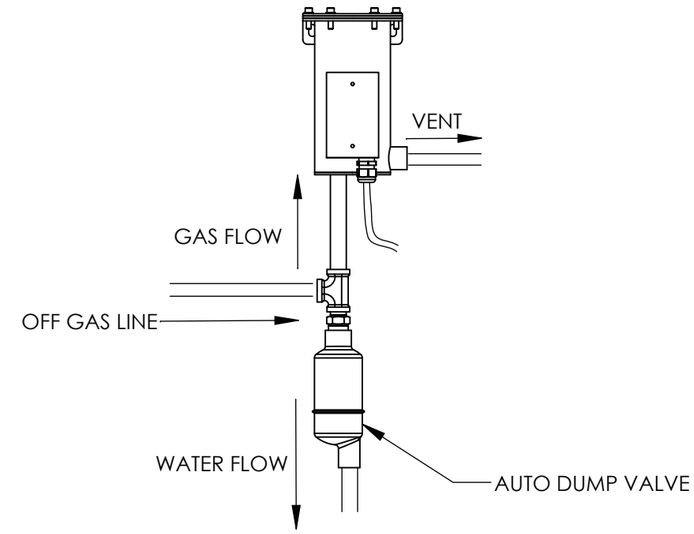

INSTALLATION GUIDE FOR 9-0483-02

CATALYTIC OZONE DESTRUCT UNIT SPECIFICATIONS

DEL PART NUMBER ___ _ ___	9-0483-02
CAPACITY _____ _ _____	OFF GAS FLOW RATES UP TO 300 CFH [142 LPM] AT 6% OZONE BY WEIGHT.
TEMP. CONTROL ____ _ ____	150°F (66°C) CAT. BED TEMPERATURE.
POWER _____ _ _____	230 VAC, 50/60 HZ, 50 WATTS.
MOUNTING _____ _ _____	USE EITHER SUPPLIED FLANGE OR UNISTRUT AND 4" [102] PIPE CLAMP.
MATERIALS _____ _ _____	WELDED 304 STAINLESS STEEL.

NOTE:

THE METAL OXIDE CATALYST MUST NOT BE EXPOSED TO EXCESSIVE MOISTURE.

ZONE	REV.	DESCRIPTION	ECN	DATE
	E	UPDATE TO DETAIL	5662	11/11/2015
	D	FIX GAS FLOW RATE CALL OUT	5159	09/20/13
	C	ADD METRIC CALLOUTS AND UPDATE TO SW	5110	7/22/13

REVISIONS

ALL DIMENSIONS IN INCHES [MM]
TOLERANCES:
.x ± .2
.xx ± .02
.xxx ± .010
ANGLES ± 1°
MATERIAL: SEE BOM
FINISH: SEE BOM

APPROVALS:	DATE:
DRAWN: JBELL	7/19/2013
ENGR. APPR: Frank Martin (Digitally signed by Frank Martin DN: cn=Frank Martin, o=DEL Ozone, ou=Engineering, email=fmartin@delozone.com, c=US Date: 2016.03.14 16:41:17 -07'00')	
CHECKED:	
Q.A. APPR:	

PROPERTY OF DEL OZONE
THIS DOCUMENT AND THE DATA DISCLOSED HEREIN IS PROPRIETARY. IT IS NOT TO BE REPRODUCED, USED, OR OTHERWISE DISCLOSED IN WHOLE, OR IN PART, TO ANYONE, WITHOUT WRITTEN CONSENT FROM DEL OZONE.

DEL OZONE™ advanced sanitation solutions

INTERPRET DRAWING PER ANSI Y14.5-1994
SCALE: 1:8
DO NOT SCALE DRAWING
SIZE: B

TITLE: SPECIFICATION,OZONE_ DESTRUCT,CATALYTIC,230V

DWG. NO: 4-1022-02
REV. E
SHEET: 1 OF 1

B FORMAT REV A

8 7 6 5 4 3 2 1
D C B A